

Baird presents

Dreyfus Money Market Funds

General Money Market Fund, Inc.
General Government Securities Market Fund
General Treasury Prime Money Market Fund
General Municipal Money Market Fund
General New York Municipal Money Market Fund
Dreyfus Connecticut Municipal Money Market Fund

General Money Market Funds

Seeking current income, safety of principal and liquidity
by investing in high quality, short-term securities

PROSPECTUS April 1, 2009

Class B Shares

General Money Market Fund, Inc.

**General Government Securities
Money Market Fund**

**General Treasury Prime
Money Market Fund**

General Municipal Money Market Fund

**General New York Municipal
Money Market Fund**

This prospectus is to be used only by asset management account clients of
Robert W. Baird & Co.

As with all mutual funds, the Securities and Exchange Commission has not
approved or disapproved these securities or passed upon the adequacy of this
prospectus. Any representation to the contrary is a criminal offense.



BNY MELLON
ASSET MANAGEMENT

 **Dreyfus**

The Funds

Contents

The Funds

Introduction	1
General Money Market Fund	2
General Government Securities Money Market Fund	5
General Treasury Prime Money Market Fund	8
General Municipal Money Market Fund	11
General New York Municipal Money Market Fund	14
Management	17
Financial Highlights	19

Your Investment

Account Policies	22
Distributions and Taxes	25

For More Information

See back cover.

Introduction

Each fund is a money market mutual fund with a separate investment portfolio. The operations and results of a fund are unrelated to those of each other fund. This combined prospectus has been prepared for your convenience so that you can consider five investment choices in one document.

As a money market fund, each fund is subject to maturity, quality and diversification requirements designed to help it maintain a stable share price.

Generally, each municipal money market fund is required to invest its assets in securities with the highest or second-highest credit rating or the unrated equivalent as determined by Dreyfus. Each other fund generally is required to invest at least 95% of its assets in the securities of issuers with the highest credit rating or the unrated equivalent as determined by Dreyfus, with the remainder invested in securities with the second-highest credit rating.

An investment in a fund is not insured or guaranteed by the Federal Deposit Insurance Corporation or any other government agency. Although each fund seeks to preserve the value of your investment at \$1.00 per share, it is possible to lose money by investing in a fund.

Concepts to understand

Money market fund: a specific type of fund that seeks to maintain a \$1.00 price per share. Money market funds are subject to strict federal requirements and must:

- maintain an average dollar-weighted portfolio maturity of 90 days or less
- buy individual securities that have remaining maturities of 13 months or less
- invest only in high quality, dollar-denominated obligations

Credit rating: a measure of the issuer's expected ability to make all required interest and principal payments in a timely manner. An issuer with the highest credit rating has a very strong degree of certainty (or safety) with respect to making all payments. An issuer with the second-highest credit rating has a strong capacity to make all payments, but the degree of safety is somewhat less.

General Money Market Fund

Ticker Symbol: **GMBXX**



GOAL/APPROACH

The fund seeks as high a level of current income as is consistent with the preservation of capital. To pursue this goal, the fund invests in a diversified portfolio of high quality, short-term debt securities, including the following:

- securities issued or guaranteed by the U.S. government or its agencies or instrumentalities
- certificates of deposit, time deposits, bankers' acceptances and other short-term securities issued by domestic or foreign banks or their subsidiaries or branches
- repurchase agreements, including tri-party repurchase agreements
- asset-backed securities
- domestic and dollar-denominated foreign commercial paper, and other short-term corporate obligations, including those with floating or variable rates of interest
- dollar-denominated obligations issued or guaranteed by one or more foreign governments or any of their political subdivisions or agencies

Normally, the fund invests at least 25% of its net assets in domestic or dollar-denominated foreign bank obligations.



MAIN RISKS

The fund's yield will vary as the short-term securities in its portfolio mature and the proceeds are reinvested in securities with different interest rates.

While the fund has maintained a constant share price since inception, and will continue to try to do so, the following factors could reduce the fund's income level and/or share price:

- interest rates could rise sharply, causing the value of the fund's investments and its share price to drop
- interest rates could drop, thereby reducing the fund's yield
- any of the fund's holdings could have its credit rating downgraded or could default
- the risks generally associated with concentrating investments in the banking industry, such as interest rate risk, credit risk and regulatory developments relating to the banking industry
- the risks generally associated with dollar-denominated foreign investments, such as economic and political developments, seizure or nationalization of deposits, imposition of taxes or other restrictions on the payment of principal and interest
- the risk that a counterparty in a repurchase agreement could fail to honor the terms of its agreement

Key concept

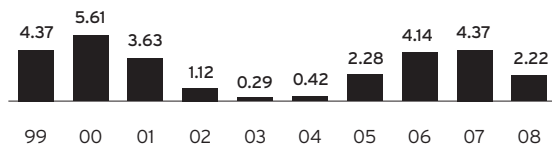
Repurchase agreement: a commercial bank or securities dealer sells securities to the fund and agrees to repurchase them at an agreed-upon date and price. These agreements offer the fund a means of investing money for a short period of time.



PAST PERFORMANCE

The bar chart and table shown illustrate the risks of investing in Class B. The bar chart shows the changes in the fund's performance from year to year. The table shows the fund's average annual total returns over time. All returns assume reinvestment of dividends and distributions. Of course, past performance is no guarantee of future results.

Year-by-year total returns *as of 12/31 each year (%)*



Best Quarter: Q3 '00 **+1.48%**
Worst Quarter: Q1 '04 **+0.04%**

Average annual total returns *as of 12/31/08*

1 Year	5 Years	10 Years
2.22%	2.68%	2.83%

For the fund's current 7-day yield, call toll-free:
1-800-645-6561.

What this fund is – and isn't

This fund is a mutual fund: a pooled investment that is professionally managed and gives you the opportunity to participate in financial markets. It strives to reach its stated goal, although as with all mutual funds, it cannot offer guaranteed results.

An investment in this fund is not a bank deposit. It is not insured or guaranteed by the FDIC or any other government agency. It is not a complete investment program. You could lose money in this fund, but you also have the potential to make money.



EXPENSES

As an investor, you pay certain fees and expenses in connection with the fund, which are described for Class B in the table below. Annual fund operating expenses are paid out of fund assets, so their effect is reflected in the amount of income available for distribution to shareholders.

Fee table

Annual fund operating expenses

% of average daily net assets

Management fees	0.50%
Rule 12b-1 fee	0.20%
Shareholder services fee	0.25%
Other expenses	0.09%
Total	1.04%

Expense example

1 Year	3 Years	5 Years	10 Years
\$106	\$331	\$574	\$1,271

This example shows what you could pay in expenses over time. It uses the same hypothetical conditions other funds use in their prospectuses: \$10,000 initial investment, 5% total return each year and no changes in expenses. The figures shown would be the same whether you sold your shares at the end of a period or kept them. Because actual returns and expenses will be different, the example is for comparison only.

Concepts to understand

Management fee: the fee paid to Dreyfus for managing the fund's portfolio and assisting in all aspects of the fund's operations. For the fiscal year ended November 30, 2008, Dreyfus assumed certain fund expenses pursuant to an undertaking, reducing total expenses from 1.04% to 1.03%. This undertaking was voluntary.

From time to time, Dreyfus may limit expenses to the extent it deems appropriate to enhance the yield of the fund, or a particular class of the fund, during periods when fixed expenses have a significant impact on the yield of the fund, or a particular class of the fund, as applicable, because of low interest rates. This expense limitation policy is voluntary and temporary and may be revised or terminated by Dreyfus at any time without notice.

Rule 12b-1 fee: a fee of up to 0.20% to reimburse the fund's distributor for distributing Class B shares. Because this fee is paid out of the fund's assets on an ongoing basis, over time it will increase the cost of your investment and may cost you more than paying other types of sales charges.

Shareholder services fee: the fee paid to the fund's distributor for shareholder account service and maintenance.

Other expenses: a fee of 0.05% paid by the fund for sub-accounting services provided by third parties and fees paid by the fund for miscellaneous items such as transfer agency, custody, professional and registration fees.

General Government Securities Money Market Fund

Ticker Symbol: **GSBXX**



GOAL/APPROACH

The fund seeks as high a level of current income as is consistent with the preservation of capital and the maintenance of liquidity.

To pursue this goal, the fund invests in securities issued or guaranteed as to principal and interest by the U.S. government or its agencies or instrumentalities, and repurchase agreements (including tri-party repurchase agreements). These instruments include those backed by the full faith and credit of the U.S. government and those that are neither insured nor guaranteed by the U.S. government.

Concepts to understand

Repurchase agreement: a commercial bank or securities dealer sells securities to the fund and agrees to repurchase them at an agreed-upon date and price. These agreements offer the fund a means of investing money for a short period of time.

U.S. government securities: these securities are generally considered to be among the highest-quality investments available. By investing in these securities, the fund seeks greater credit safety for investors. In exchange for the higher level of credit safety that U.S. government securities offer, the fund's yields may be lower than those of money market funds that do not limit their investments to U.S. government securities.



MAIN RISKS

The fund's yield will vary as the short-term securities in its portfolio mature and the proceeds are reinvested in securities with different interest rates.

While the fund has maintained a constant share price since inception, and will continue to try to do so, the following factors could reduce the fund's income level and/or share price:

- interest rates could rise sharply, causing the value of the fund's investments and its share price to drop
- interest rates could drop, thereby reducing the fund's yield
- a security backed by the U.S. Treasury or the full faith and credit of the United States is guaranteed only as to the timely payment of interest and principal when held to maturity, but the market prices for such securities are not guaranteed and will fluctuate
- certain U.S. government agency securities are backed by the right of the issuer to borrow from the U.S. Treasury, or are supported only by the credit of the issuer or instrumentality (while the U.S. government provides financial support to U.S. government-sponsored agencies or instrumentalities, no assurance can be given that it will always do so)
- the risk that a counterparty in a repurchase agreement could fail to honor the terms of its agreement

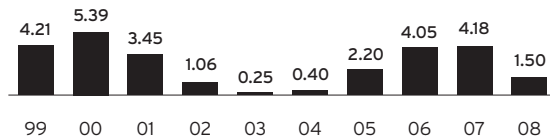
Any guarantee by the U.S. government or its agencies or instrumentalities of a security held by the fund does not apply to the market value of such security or to shares of the fund itself. In addition, because many types of U.S. government securities trade actively outside the U.S., their prices may rise and fall as changes in global economic conditions affect the demand for these securities.



PAST PERFORMANCE

The bar chart and table shown illustrate the risks of investing in Class B. The bar chart shows the changes in the fund's performance from year to year. The table shows the fund's average annual total returns over time. All returns assume reinvestment of dividends and distributions. Of course, past performance is no guarantee of future results.

Year-by-year total returns *as of 12/31 each year (%)*



Best Quarter: Q3 '00 +1.42%

Worst Quarter: Q1 '04 +0.04%

Average annual total returns *as of 12/31/08*

1 Year	5 Years	10 Years
1.50%	2.45%	2.66%

For the fund's current 7-day yield, call toll-free:
1-800-645-6561.

What this fund is – and isn't

This fund is a mutual fund: a pooled investment that is professionally managed and gives you the opportunity to participate in financial markets. It strives to reach its stated goal, although as with all mutual funds, it cannot offer guaranteed results.

An investment in this fund is not a bank deposit. It is not insured or guaranteed by the FDIC or any other government agency. It is not a complete investment program. You could lose money in this fund, but you also have the potential to make money.



EXPENSES

As an investor, you pay certain fees and expenses in connection with the fund, which are described for Class B in the table below. Annual fund operating expenses are paid out of fund assets, so their effect is reflected in the amount of income available for distribution to shareholders.

Fee table

Annual fund operating expenses

% of average daily net assets

Management fees	0.50%
Rule 12b-1 fee	0.20%
Shareholder services fee	0.25%
Other expenses	0.09%
Total	1.04%

Expense example

1 Year	3 Years	5 Years	10 Years
\$106	\$331	\$574	\$1,271

This example shows what you could pay in expenses over time. It uses the same hypothetical conditions other funds use in their prospectuses: \$10,000 initial investment, 5% total return each year and no changes in expenses. The figures shown would be the same whether you sold your shares at the end of a period or kept them. Because actual returns and expenses will be different, the example is for comparison only.

Concepts to understand

Management fee: the fee paid to Dreyfus for managing the fund's portfolio and assisting in all aspects of the fund's operations. For the fiscal year ended November 30, 2008, Dreyfus assumed certain fund expenses pursuant to an undertaking, reducing total expenses from 1.04% to 1.02%. This undertaking was voluntary.

From time to time, Dreyfus may limit expenses to the extent it deems appropriate to enhance the yield of the fund, or a particular class of the fund, during periods when fixed expenses have a significant impact on the yield of the fund, or a particular class of the fund, as applicable, because of low interest rates. This expense limitation policy is voluntary and temporary and may be revised or terminated by Dreyfus at any time without notice.

Rule 12b-1 fee: a fee of up to 0.20% to reimburse the fund's distributor for distributing Class B shares. Because this fee is paid out of the fund's assets on an ongoing basis, over time it will increase the cost of your investment and may cost you more than paying other types of sales charges.

Shareholder services fee: the fee paid to the fund's distributor for shareholder account service and maintenance.

Other expenses: a fee of 0.05% paid by the fund for sub-accounting services provided by third parties and fees paid by the fund for miscellaneous items such as transfer agency, custody, professional and registration fees.

General Treasury Prime Money Market Fund

Ticker Symbol: **GTBXX**



GOAL/APPROACH

The fund seeks as high a level of current income as is consistent with the preservation of capital and the maintenance of liquidity.

To pursue this goal, the fund normally invests substantially all of its assets in U.S. Treasury securities.



MAIN RISKS

The fund's yield will vary as the short-term securities in its portfolio mature and the proceeds are reinvested in securities with different interest rates.

While the fund has maintained a constant share price since inception, and will continue to try to do so, the fund is subject to the risk that interest rates could rise sharply, causing the value of the fund's investments and its share price to drop. Alternatively, interest rates could drop, thereby reducing the fund's yield.

A security backed by the U.S. Treasury or the full faith and credit of the United States is guaranteed only as to the timely payment of interest and principal when held to maturity. The current market prices for such securities are not guaranteed and will fluctuate.

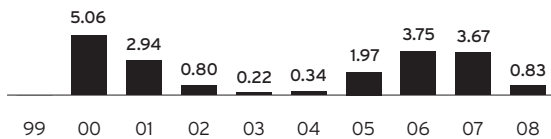
In addition, because many types of U.S. government securities trade actively outside the United States, their prices may rise and fall as changes in global economic conditions affect the demand for these securities.



PAST PERFORMANCE

The bar chart and table shown illustrate the risks of investing in Class B. The bar chart shows the changes in the fund's performance from year to year. The table shows the fund's average annual total returns over time. All returns assume reinvestment of dividends and distributions. Of course, past performance is no guarantee of future results.

Year-by-year total returns *as of 12/31 each year (%)*



Best Quarter: Q3 '00 +1.32%
Worst Quarter: Q4 '08 +0.01%

Average annual total returns *as of 12/31/08*

1 Year	5 Years	Since inception (12/1/99)
0.83%	2.10%	2.18%

For the fund's current 7-day yield, call toll-free:
1-800-645-6561.

What this fund is – and isn't

This fund is a mutual fund: a pooled investment that is professionally managed and gives you the opportunity to participate in financial markets. It strives to reach its stated goal, although as with all mutual funds, it cannot offer guaranteed results.

An investment in this fund is not a bank deposit. It is not insured or guaranteed by the FDIC or any other government agency. It is not a complete investment program. You could lose money in this fund, but you also have the potential to make money.



EXPENSES

As an investor, you pay certain fees and expenses in connection with the fund, which are described for Class B in the table below. Annual fund operating expenses are paid out of fund assets, so their effect is reflected in the amount of income available for distribution to shareholders.

Fee table

Annual fund operating expenses

% of average daily net assets

Management fees	0.50%
Rule 12b-1 fee	0.20%
Shareholder services fee	0.25%
Other expenses	0.12%
Total	1.07%

Expense example

1 Year	3 Years	5 Years	10 Years
\$109	\$340	\$590	\$1,306

This example shows what you could pay in expenses over time. It uses the same hypothetical conditions other funds use in their prospectuses: \$10,000 initial investment, 5% total return each year and no changes in expenses. The figures shown would be the same whether you sold your shares at the end of a period or kept them. Because actual returns and expenses will be different, the example is for comparison only.

Concepts to understand

Management fee: the fee paid to Dreyfus for managing the fund's portfolio and assisting in all aspects of the fund's operations. For the fiscal year ended November 30, 2008, Dreyfus assumed certain fund expenses pursuant to an undertaking, reducing total expenses from 1.07% to 0.96%. This undertaking was voluntary.

From time to time, Dreyfus may limit expenses to the extent it deems appropriate to enhance the yield of the fund, or a particular class of the fund, during periods when fixed expenses have a significant impact on the yield of the fund, or a particular class of the fund, as applicable, because of low interest rates. This expense limitation policy is voluntary and temporary and may be revised or terminated by Dreyfus at any time without notice.

Rule 12b-1 fee: a fee of up to 0.20% to reimburse the fund's distributor for distributing Class B shares. Because this fee is paid out of the fund's assets on an ongoing basis, over time it will increase the cost of your investment and may cost you more than paying other types of sales charges.

Shareholder services fee: the fee paid to the fund's distributor for shareholder account service and maintenance.

Other expenses: a fee of 0.05% paid by the fund for sub-accounting services provided by third parties and fees to be paid by the fund for miscellaneous items such as transfer agency, custody, professional and registration fees.

General Municipal Money Market Fund

Ticker Symbol: **GBMXX**



GOAL/APPROACH

The fund seeks to maximize current income exempt from federal personal income tax, to the extent consistent with the preservation of capital and the maintenance of liquidity.

To pursue this goal, the fund normally invests substantially all of its assets in short-term, high quality municipal obligations that provide income exempt from federal personal income tax. The fund also may invest in high quality, short-term structured notes, which are derivative instruments whose value is tied to underlying municipal obligations. In addition, the fund may invest temporarily in high quality, taxable money market instruments including when the portfolio manager believes that acceptable municipal obligations are unavailable for investment.

Concepts to understand

Municipal obligations: debt securities that provide income free from federal income taxes, and state income taxes if the investor lives in the issuing state. Municipal obligations are typically of two types:

- **general obligation bonds**, which are secured by the full faith and credit of the issuer and its taxing power
- **revenue bonds**, which are payable from the revenues derived from a specific revenue source, such as charges for water and sewer service or highway tolls



MAIN RISKS

The fund's yield will vary as the short-term securities in its portfolio mature and the proceeds are reinvested in securities with different interest rates.

While the fund has maintained a constant share price since inception, and will continue to try to do so, the following factors could reduce the fund's income level and/or share price:

- interest rates could rise sharply, causing the value of the fund's investments and its share price to drop
- interest rates could drop, thereby reducing the fund's yield
- any of the fund's holdings could have its credit rating downgraded or could default

Derivative securities, such as structured notes, can be highly volatile, and the possibility of default by the financial institution or counterparty may be greater for these securities than for other types of money market instruments. Structured notes typically are purchased in privately negotiated transactions from financial institutions and, thus, an active trading market for such instruments may not exist.

To be tax-exempt, municipal obligations generally must meet certain regulatory requirements. Although the fund will invest in municipal obligations that pay interest that is exempt, in the opinion of counsel to the issuer (or on the basis of other authority believed by Dreyfus to be reliable), from federal personal income tax, if any such municipal obligations fail to meet these regulatory requirements, the interest received by the fund from its investment in such obligations and distributed to fund shareholders will be taxable.


Although the fund seeks to provide income exempt from federal personal income tax, interest from some of its holdings may be subject to the federal alternative minimum tax.



PAST PERFORMANCE

The bar chart and table shown illustrate the risks of investing in Class B. The bar chart shows the changes in the fund's performance from year to year. The table shows the fund's average annual total returns over time. All returns assume reinvestment of dividends and distributions. Of course, past performance is no guarantee of future results.

Year-by-year total returns as of 12/31 each year (%)



Best Quarter: Q4 '00 +0.85%
Worst Quarter: Q1 '04 +0.03%

Average annual total returns as of 12/31/08

1 Year	5 Years	10 Years
1.63%	1.73%	1.69%

For the fund's current 7-day yield, call toll-free:
1-800-645-6561.

What this fund is – and isn't

This fund is a mutual fund: a pooled investment that is professionally managed and gives you the opportunity to participate in financial markets. It strives to reach its stated goal, although as with all mutual funds, it cannot offer guaranteed results.

An investment in this fund is not a bank deposit. It is not insured or guaranteed by the FDIC or any other government agency. It is not a complete investment program. You could lose money in this fund, but you also have the potential to make money.



EXPENSES

As an investor, you pay certain fees and expenses in connection with the fund, which are described for Class B in the table below. Annual fund operating expenses are paid out of fund assets, so their effect is reflected in the amount of income available for distribution to shareholders.

Fee table

Annual fund operating expenses

% of average daily net assets

Management fees	0.50%
Rule 12b-1 fee	0.20%
Shareholder services fee	0.25%
Other expenses	0.10%
Total	1.05%

Expense example

1 Year	3 Years	5 Years	10 Years
\$107	\$334	\$579	\$1,283

This example shows what you could pay in expenses over time. It uses the same hypothetical conditions other funds use in their prospectuses: \$10,000 initial investment, 5% total return each year and no changes in expenses. The figures shown would be the same whether you sold your shares at the end of a period or kept them. Because actual returns and expenses will be different, the example is for comparison only.

Concepts to understand

Management fee: the fee paid to Dreyfus for managing the fund's portfolio and assisting in all aspects of the fund's operations. For the fiscal year ended November 30, 2008, Dreyfus assumed certain fund expenses pursuant to an undertaking, reducing total expenses from 1.05% to 0.99%. This undertaking was voluntary.

From time to time, Dreyfus may limit expenses to the extent it deems appropriate to enhance the yield of the fund, or a particular class of the fund, during periods when fixed expenses have a significant impact on the yield of the fund, or a particular class of the fund, as applicable, because of low interest rates. This expense limitation policy is voluntary and temporary and may be revised or terminated by Dreyfus at any time without notice.

Rule 12b-1 fee: a fee of up to 0.20% to reimburse the fund's distributor for distributing Class B shares. Because this fee is paid out of the fund's assets on an ongoing basis, over time it will increase the cost of your investment and may cost you more than paying other types of sales charges.

Shareholder services fee: the fee paid to the fund's distributor for shareholder account service and maintenance.

Other expenses: a fee of 0.05% paid by the fund for sub-accounting services provided by third parties and fees paid by the fund for miscellaneous items such as transfer agency, custody, professional and registration fees.

General New York Municipal Money Market Fund

Ticker Symbol: GNYXX



GOAL/APPROACH

The fund seeks to maximize current income exempt from federal, New York state and New York city personal income taxes, to the extent consistent with the preservation of capital and the maintenance of liquidity.

To pursue this goal, the fund normally invests substantially all of its assets in short-term, high quality municipal obligations that provide income exempt from federal, New York state and New York city personal income taxes. The fund also may invest in high quality, short-term structured notes, which are derivative instruments whose value is tied to underlying municipal obligations. In addition, the fund may invest temporarily in high quality, taxable money market instruments and/or municipal obligations that pay income exempt only from federal income tax, including when the portfolio manager believes that acceptable New York municipal obligations are unavailable for investment.

Concepts to understand

Municipal obligations: debt securities that provide income free from federal income taxes, and state income taxes if the investor lives in the issuing state. Municipal obligations are typically of two types:

- **general obligation bonds**, which are secured by the full faith and credit of the issuer and its taxing power
- **revenue bonds**, which are payable from the revenues derived from a specific revenue source, such as charges for water and sewer service or highway tolls



MAIN RISKS

The fund's yield will vary as the short-term securities in its portfolio mature and the proceeds are reinvested in securities with different interest rates.

While the fund has maintained a constant share price since inception, and will continue to try to do so, the following factors could reduce the fund's income level and/or share price:

- interest rates could rise sharply, causing the value of the fund's investments and its share price to drop
- interest rates could drop, thereby reducing the fund's yield
- any of the fund's holdings could have its credit rating downgraded or could default
- New York's economy and revenues underlying its municipal obligations may decline
- the fund's portfolio securities may be more sensitive to risks that are specific to investing primarily in a single state

Derivative securities, such as structured notes, can be highly volatile, and the possibility of default by the financial institution or counterparty may be greater for these securities than for other types of money market instruments. Structured notes typically are purchased in privately negotiated transactions from financial institutions and, thus, an active trading market for such instruments may not exist.

To be tax-exempt, municipal obligations generally must meet certain regulatory requirements. Although the fund will invest in municipal obligations that pay interest that is exempt, in the opinion of counsel to the issuer (or on the basis of other authority believed by Dreyfus to be reliable), from federal personal income tax, if any such municipal obligations fail to meet these regulatory requirements, the interest received by the fund from its investment in such obligations and distributed to fund shareholders will be taxable.

Although the fund seeks to provide income exempt from federal, New York state and New York city personal income taxes, interest from some of its holdings may be subject to the federal alternative minimum tax.

The fund is non-diversified, which means that a relatively high percentage of the fund's assets may be invested in a limited number of issuers. Therefore, its performance may be more vulnerable to changes in the market value of a single issuer and more susceptible to risks associated with a single economic, political or regulatory occurrence than a diversified fund.



PAST PERFORMANCE

The bar chart and table shown illustrate the risks of investing in Class B. The bar chart shows the changes in the fund's performance from year to year. The table shows the fund's average annual total returns over time. All returns assume reinvestment of dividends and distributions. Of course, past performance is no guarantee of future results.

Year-by-year total returns *as of 12/31 each year (%)*



Best Quarter:	Q3 '00	+0.81%
Worst Quarter:	Q1 '04	+0.02%

Average annual total returns *as of 12/31/08*

1 Year	5 Years	10 Years
1.56%	1.69%	1.63%

For the fund's current 7-day yield, call toll-free:
1-800-645-6561.

What this fund is – and isn't

This fund is a mutual fund: a pooled investment that is professionally managed and gives you the opportunity to participate in financial markets. It strives to reach its stated goal, although as with all mutual funds, it cannot offer guaranteed results.

An investment in this fund is not a bank deposit. It is not insured or guaranteed by the FDIC or any other government agency. It is not a complete investment program. You could lose money in this fund, but you also have the potential to make money.



EXPENSES

As an investor, you pay certain fees and expenses in connection with the fund, which are described for Class B in the table below. Annual fund operating expenses are paid out of fund assets, so their effect is reflected in the amount of income available for distribution to shareholders.

Fee table

Annual fund operating expenses

% of average daily net assets

Management fees	0.50%
Rule 12b-1 fee	0.20%
Shareholder services fee	0.25%
Other expenses	0.11%
Total	1.06%

Expense example

1 Year	3 Years	5 Years	10 Years
\$108	\$337	\$585	\$1,294

This example shows what you could pay in expenses over time. It uses the same hypothetical conditions other funds use in their prospectuses: \$10,000 initial investment, 5% total return each year and no changes in expenses. The figures shown would be the same whether you sold your shares at the end of a period or kept them. Because actual returns and expenses will be different, the example is for comparison only.

Concepts to understand

Management fee: the fee paid to Dreyfus for managing the fund's portfolio and assisting in all aspects of the fund's operations. For the fiscal year ended November 30, 2008, Dreyfus assumed certain fund expenses pursuant to an undertaking, reducing total expenses from 1.06% to 1.00%. This undertaking was voluntary.

From time to time, Dreyfus may limit expenses to the extent it deems appropriate to enhance the yield of the fund, or a particular class of the fund, during periods when fixed expenses have a significant impact on the yield of the fund, or a particular class of the fund, as applicable, because of low interest rates. This expense limitation policy is voluntary and temporary and may be revised or terminated by Dreyfus at any time without notice.

Rule 12b-1 fee: a fee of up to 0.20% to reimburse the fund's distributor for distributing Class B shares. Because this fee is paid out of the fund's assets on an ongoing basis, over time it will increase the cost of your investment and may cost you more than paying other types of sales charges.

Shareholder services fee: the fee paid to the fund's distributor for shareholder account service and maintenance.

Other expenses: a fee of 0.05% paid by the fund for sub-accounting services provided by third parties and fees paid by the fund for miscellaneous items such as transfer agency, custody, professional and registration fees.



MANAGEMENT

Investment adviser

The investment adviser for each fund is The Dreyfus Corporation (Dreyfus), 200 Park Avenue, New York, New York 10166. Founded in 1947, Dreyfus manages approximately \$346 billion in approximately 195 mutual fund portfolios. For the past fiscal year, each fund paid Dreyfus a management fee at the annual rate of 0.50% of the fund's average daily net assets. A discussion regarding the basis for the board's approving each fund's management agreement with Dreyfus is available in each fund's annual report for the fiscal year ended November 30, 2008. Dreyfus is the primary mutual fund business of The Bank of New York Mellon Corporation (BNY Mellon), a global financial services company focused on helping clients move and manage their financial assets, operating in 34 countries and serving more than 100 markets. BNY Mellon is a leading provider of financial services for institutions, corporations and high-net-worth individuals, providing asset and wealth management, asset servicing, issuer services, and treasury services through a worldwide client-focused team. BNY Mellon has more than \$23 trillion in assets under custody and administration and \$1.1 trillion in assets under management, and it services more than \$13 trillion in outstanding debt. Additional information is available at www.bnymellon.com.

The Dreyfus asset management philosophy is based on the belief that discipline and consistency are important to investment success. For each fund, Dreyfus seeks to establish clear guidelines for portfolio management and to be systematic in making decisions. This approach is designed to provide each fund with a distinct, stable identity.

Distributor

Each fund's distributor is MBSC Securities Corporation (MBSC), a wholly-owned subsidiary of Dreyfus. Dreyfus or MBSC may provide cash payments out of its own resources to financial intermediaries that sell shares of the funds or provide other services. Such payments are separate from any sales charges, 12b-1 fees and/or shareholder services fees or other expenses paid by the funds to those intermediaries. Because those payments are not made by you or the fund, the fund's total expense ratio will not be affected by any such payments. These additional payments may be made to intermediaries, including affiliates, that provide shareholder servicing, sub-administration, recordkeeping and/or sub-transfer agency services, marketing support and/or access to sales meetings, sales representatives and management representatives of the financial intermediary. Cash compensation also may be paid from Dreyfus' or MBSC's own resources to intermediaries for inclusion of the funds on a sales list, including a preferred or select sales list or in other sales programs. These payments sometimes are referred to as "revenue sharing." From time to time, Dreyfus or MBSC also may provide cash or non-cash compensation to financial intermediaries or their representatives in the form of occasional gifts; occasional meals, tickets or other entertainment; support for due diligence trips; educational conference sponsorship; support for recognition programs; and other forms of cash or non-cash compensation permissible under broker-dealer regulations. In some cases, these payments or compensation may create an incentive for a financial intermediary or its employees to recommend or sell shares of a fund to you. Please contact your Baird Financial Advisor for details about any payments they or their firm may receive in connection with the sale of fund shares or the provision of services to the funds.

Code of ethics

The funds, Dreyfus and MBSC have each adopted a code of ethics that permits its personnel, subject to such code, to invest in securities, including securities that may be purchased or held by the funds. The Dreyfus code of ethics restricts the personal securities transactions of its employees, and requires portfolio managers and other investment personnel to comply with the code's preclearance and disclosure procedures. The primary purpose of the code is to ensure that personal trading by Dreyfus employees does not disadvantage any Dreyfus-managed fund.



FINANCIAL HIGHLIGHTS

The following tables describe the performance of the Class B shares of each fund for the periods indicated. "Total return" shows how much your investment in the fund would have increased (or decreased) during each period, assuming you had reinvested all dividends and distributions. These

figures have been audited by Ernst & Young LLP, an independent registered public accounting firm, whose report, along with the fund's financial statements, is included in the annual report, which is available upon request.

General Money Market Fund	2008	<i>Year Ended November 30,</i>			
		2007	2006	2005	2004
Per-Share Data (\$):					
Net asset value, beginning of period	1.00	1.00	1.00	1.00	1.00
Investment operations: Investment income – net	.024	.043	.040	.021	.003
Distributions: Dividends from investment income – net	(.024)	(.043)	(.040)	(.021)	(.003)
Net asset value, end of period	1.00	1.00	1.00	1.00	1.00
Total Return (%)	2.48	4.40	4.05	2.09	.34
Ratios/Supplemental Data (%):					
Ratio of total expenses to average net assets	1.04	1.03	1.02	1.03	1.03
Ratio of net expenses to average net assets	1.03	1.02	1.01	1.01	1.00
Ratio of net investment income to average net assets	2.43	4.32	3.98	2.06	.32
Net assets, end of period (\$ x 1,000)	9,865,033	9,090,941	8,489,944	7,516,365	4,956,821

General Government Securities Money Market Fund	2008	<i>Year Ended November 30,</i>			
		2007	2006	2005	2004
Per-Share Data (\$):					
Net asset value, beginning of period	1.00	1.00	1.00	1.00	1.00
Investment operations: Investment income – net	.018	.042	.039	.020	.003
Distributions: Dividends from investment income – net	(.018)	(.042)	(.039)	(.020)	(.003)
Net asset value, end of period	1.00	1.00	1.00	1.00	1.00
Total Return (%)	1.79	4.25	3.95	2.02	.32
Ratios/Supplemental Data (%):					
Ratio of total expenses to average net assets	1.04	1.04	1.03	1.04	1.04
Ratio of net expenses to average net assets	1.02	1.01	1.01	1.01	.98
Ratio of net investment income to average net assets	1.67	4.16	3.89	1.96	.30
Net assets, end of period (\$ x 1,000)	2,172,308	1,426,190	1,089,717	1,061,190	719,095

General Treasury Prime Money Market Fund	2008	<i>Year Ended November 30,</i>			
		2007	2006	2005	2004
Per-Share Data (\$):					
Net asset value, beginning of period	1.00	1.00	1.00	1.00	1.00
Investment operations: Investment income – net	.010	.037	.036	.018	.003
Distributions: Dividends from investment income – net	(.010)	(.037)	(.036)	(.018)	(.003)
Net asset value, end of period	1.00	1.00	1.00	1.00	1.00
Total Return (%)	1.05	3.80	3.64	1.80	.28
Ratios/Supplemental Data (%):					
Ratio of total expenses to average net assets	1.07	1.20	1.20	1.27	1.15
Ratio of net expenses to average net assets	.96	1.00	.99	1.00	.92
Ratio of net investment income to average net assets	.52	3.60	3.64	1.88	.26
Net assets, end of period (\$ x 1,000)	2,151,350	229,278	73,282	50,027	29,806

General Municipal Money Market Fund	2008	<i>Year Ended November 30,</i>			
		2007	2006	2005	2004
Per-Share Data (\$):					
Net asset value, beginning of period	1.00	1.00	1.00	1.00	1.00
Investment operations: Investment income – net	.018	.027	.024	.014	.002
Distributions: Dividends from investment income – net	(.018)	(.027)	(.024)	(.014)	(.002)
Net asset value, end of period	1.00	1.00	1.00	1.00	1.00
Total Return (%)	1.80	2.76	2.47	1.38	.25
Ratios/Supplemental Data (%):					
Ratio of total expenses to average net assets	1.05	1.05	1.04	1.05	1.05
Ratio of net expenses to average net assets	.99	1.00	1.00	.99	.99
Ratio of net investment income to average net assets	1.77	2.72	2.44	1.39	.24
Net assets, end of period (\$ x 1,000)	773,940	792,283	638,154	667,757	544,079

General New York Municipal Money Market Fund	2008	<i>Year Ended November 30,</i>			
		2007	2006	2005	2004
Per-Share Data (\$):					
Net asset value, beginning of period	1.00	1.00	1.00	1.00	1.00
Investment operations: Investment income – net	.017	.027	.024	.013	.002
Distributions: Dividends from investment income – net	(.017)	(.027)	(.024)	(.013)	(.002)
Net asset value, end of period	1.00	1.00	1.00	1.00	1.00
Total Return (%)	1.73	2.74	2.43	1.32	.22
Ratios/Supplemental Data (%):					
Ratio of total expenses to average net assets	1.06	1.08	1.07	1.08	1.08
Ratio of net expenses to average net assets	1.00	1.00	1.00	.99	.95
Ratio of net investment income to average net assets	1.65	2.69	2.40	1.46	.20
Net assets, end of period (\$ x 1,000)	222,877	135,111	77,527	92,293	25,609

Your Investment



ACCOUNT POLICIES

Buying shares

General Funds are designed primarily for people who are investing through a third party such as a bank, broker-dealer or financial adviser. Third parties with whom you open a fund account may impose policies, limitations and fees which are different than those described herein. Consult your Baird Financial Advisor for further information or to purchase fund shares.

Applicable to General Money Market Fund, General Government Securities Money Market Fund and General Treasury Prime Money Market Fund only:

Your price for fund shares is the fund's net asset value (NAV), which is generally calculated twice a day, at 5:00 p.m. and 8:00 p.m., on days the New York Stock Exchange or the fund's transfer agent is open for regular business. Your order will be priced at the next NAV calculated after your order is received in proper form by the fund's transfer agent or other authorized entity. Each fund's investments are valued based on amortized cost.

If an order in proper form is made prior to 3:00 p.m. for General Treasury Prime Money Market Fund, or prior to 5:00 p.m. for the other taxable money market funds, and Federal Funds are received by 6:00 p.m., the shares will be purchased at the NAV determined at 5:00 p.m. and will receive the dividend declared that day. If such an order is made between 3:00 p.m. and 5:00 p.m. for General Treasury Prime Money Market Fund, the order will not be accepted and executed, and notice of the purchase order being rejected will be given to the institution placing the order, and any funds received will be returned promptly to the sending institution. If an order in proper form is made after 5:00 p.m., but by 8:00 p.m., and Federal Funds are received by 11:00 a.m. the next business day, the shares will be purchased at the NAV determined at 8:00 p.m. and will begin to accrue dividends on the next business day.

All times are Eastern time.

Applicable to General Municipal Money Market Fund and General New York Municipal Money Market Fund only:

Your price for fund shares is the fund's NAV, which is generally calculated three times a day, at 12:00 noon, 3:00 p.m. and 8:00 p.m., on days the New York Stock Exchange or the fund's transfer agent is open for regular business. Your order will be priced at the next NAV calculated after your order is received in proper form by the fund's transfer agent or other authorized entity. Each fund's investments are valued based on amortized cost.

If an order in proper form is made prior to 3:00 p.m., and Federal Funds are received by 4:00 p.m., the shares will be purchased at the NAV determined after the order is accepted and will receive the dividend declared that day. If such an order is made after 3:00 p.m., but by 8:00 p.m., and Federal Funds are received by 11:00 a.m. the next business day, the shares will be purchased at the NAV determined at 8:00 p.m. and will begin to accrue dividends on the next business day.

All times are Eastern time.

Because the municipal money market funds seek tax-exempt income, they are not recommended for purchase in IRAs or other qualified retirement plans.

Concepts to understand

Net asset value (NAV): a mutual fund's share price on a given day. A fund's NAV is calculated by dividing the value of its net assets by the number of its existing shares outstanding.

When calculating its NAV, a fund compares the NAV using amortized cost to its NAV using available market quotations or market equivalents, which generally are provided by an independent pricing service approved by the fund's board. The pricing service's procedures are reviewed under the general supervision of the board.

Amortized cost: a method of valuing a money market fund's portfolio securities, which does not take into account unrealized gains or losses. As a result, portfolio securities are valued at their acquisition cost, adjusted over time based on the discounts or premiums reflected in their purchase price. Each fund uses this valuation method pursuant to Rule 2a-7 under the 1940 Act in order to be able to price its shares at \$1.00 per share. In accordance with Rule 2a-7, each fund is subject to certain maturity, quality and diversification requirements to help it maintain the \$1.00 share price.

Selling shares

You may sell (redeem) shares at any time through your Baird Financial Advisor. Your shares will be sold at the next NAV calculated after your order is received in proper form by the fund's transfer agent or other authorized entity. Any certificates representing fund shares being sold must be returned with your redemption request. Your order will be processed promptly and you will generally receive the proceeds within a week.

Before selling shares recently purchased, please note that if you send a written request to sell such shares, the fund may delay selling the shares for up to eight business days following the purchase of those shares.

General policies

Unless you decline telephone privileges on your application, you may be responsible for any fraudulent telephone order as long as the transfer agent takes reasonable measures to verify that the order is from a representative of your financial institution.

Money market funds generally are used by investors for short-term investments, often in place of bank checking or savings accounts, or for cash management purposes. Investors value the ability to add and withdraw their funds quickly, without restriction. For this reason, although Dreyfus discourages excessive trading and other abusive trading practices, the funds have not adopted policies and procedures, or imposed redemption fees or other restrictions such as minimum holding periods, to deter frequent purchases and redemptions of fund shares. Dreyfus also believes that money market funds, such as the funds, are not targets of abusive trading practices, because money market funds seek to maintain a \$1.00 per share price and typically do not fluctuate in value based on market prices. However, frequent purchases and redemptions of the funds' shares could increase the funds' transaction costs, such as market spreads and custodial fees, and may interfere with the efficient management of the funds' portfolios, which could detract from the funds' performance. Accordingly, each fund reserves the right to refuse any purchase or exchange request. Funds in the Dreyfus Family of Funds that are not money market mutual funds have approved policies and procedures that are intended to discourage and prevent abusive trading practices in those mutual funds, which may apply to exchanges from or into the fund. If you plan to exchange your fund shares for shares of another Dreyfus fund, please read the prospectus of that other Dreyfus fund for more information.

Each fund reserves the right to:

- refuse any purchase or exchange request
- change or discontinue its exchange privilege, or temporarily suspend this privilege during unusual market conditions
- change its minimum or maximum investment amounts
- delay sending out redemption proceeds for up to seven days (generally applies only in cases of very large redemptions, excessive trading or during unusual market conditions)
- “redeem in kind” or make payments in portfolio securities rather than cash, if the amount you are redeeming is large enough to affect fund operations (for example, if it represents more than 1% of the fund's assets)

A fund also may process purchase and sale orders and calculate its NAV on days the fund's primary trading markets are open and the fund's management determines to do so.



DISTRIBUTIONS AND TAXES

Each fund earns dividends, interest and other income from its investments, and distributes this income (less expenses) to shareholders as dividends. Each fund also realizes capital gains from its investments, and distributes these gains (less any losses) to shareholders as capital gain distributions. Each fund normally pays dividends once a month and capital gain distributions annually. Fund dividends and capital gain distributions will be reinvested in the fund unless you instruct the fund otherwise. There are no fees or sales charges on reinvestments.

Distributions paid by the taxable money market funds are subject to federal income tax, and may also be subject to state or local taxes (unless you are investing through a tax-advantaged retirement account). For federal tax purposes, in general, certain fund distributions, including distributions of short-term capital gains, are taxable to you as ordinary income. Other fund distributions, including dividends from U.S. companies and certain foreign companies and distributions of long-term capital gains, generally are taxable to you as qualified dividends and capital gains, respectively.

Each **municipal money market fund** anticipates that virtually all of its income dividends will be exempt from federal and as to New York Municipal Money Market Fund, New York state and New York city, personal income taxes. However, for federal tax purposes, certain distributions, such as distributions of short-term capital gains, are taxable to you as ordinary income, while long-term capital gains are taxable to you as capital gains.

With respect to the New York Municipal Money Market Fund, for New York state and city personal income tax purposes, distributions derived from interest on municipal securities of New York issuers, and from interest on qualifying securities issued by U.S. territories and possessions are generally exempt from tax. Distributions that are federally taxable as ordinary income or capital gains are generally subject to the respective state's personal income taxes.

The tax status of any distribution generally is the same regardless of how long you have been in the fund and whether you reinvest your distributions or take them in cash.

If you buy shares of a fund when the fund has realized but not yet distributed income or capital gains, you will be "buying a dividend" by paying the full price for the shares and then receiving a portion back in the form of a taxable distribution.

Your sale of shares, including exchanges into other funds, may result in a capital gain or loss for tax purposes. A capital gain or loss on your investment in the fund generally is the difference between the cost of your shares and the amount you receive when you sell them.

The tax status of your distributions will be detailed in your annual tax statement from the fund. Because everyone's tax situation is unique, please consult your tax advisor before investing.

Retirement plans

A variety of retirement plans are offered for the taxable money market funds, including traditional and Roth IRAs, and Education Savings Accounts.

In addition, SEP-IRAs, Keogh accounts, 401(k) and 403(b) accounts are also available. Please call your financial representative for information.

For More Information

General Money Market Fund, Inc.

SEC file number: 811-3207

General Government Securities

Money Market Fund

A series of General Government Securities

Money Market Funds, Inc.

SEC file number: 811-3456

General Treasury Prime

Money Market Fund

A series of General Government Securities

Money Market Funds, Inc.

SEC file number: 811-3456

General Municipal Money Market Fund

A series of General Municipal Money Market Funds, Inc.

SEC file number: 811-3481

General New York Municipal

Money Market Fund

SEC file number: 811-4870

More information on each fund is available free upon request, including the following:

Annual/Semiannual Report

Describes each fund's performance, lists portfolio holdings and contains a letter from the fund's manager discussing recent market conditions, economic trends and fund strategies that significantly affected the fund's performance during the last fiscal year. Each fund's most recent annual and semi-annual reports are available at www.dreyfus.com.

Statement of Additional Information (SAI)

Provides more details about each fund and its policies. A current SAI is available at www.dreyfus.com and is on file with the Securities and Exchange Commission (SEC). The SAI is incorporated by reference (is legally considered part of this prospectus).

Portfolio Holdings

Each Dreyfus money market fund will disclose daily, on www.dreyfus.com, the fund's complete schedule of holdings as of the end of the previous business day. The schedule of holdings will remain on the website until the fund files its Form N-Q or Form N-CSR for the period that includes the date of the posted holdings.

A complete description of each fund's policies and procedures with respect to the disclosure of the fund's portfolio securities is available in the fund's SAI.

To obtain information:

By telephone

Call your Baird Financial Advisor or 800-RW-BAIRD

By mail

Robert W. Baird & Co.

Attn: Client Services

777 East Wisconsin Avenue

Milwaukee, WI 53202

On the Internet Text-only versions of certain fund documents can be viewed online or downloaded from:

SEC <http://www.sec.gov>


Baird <http://www.bairdonline.com>

You can also obtain copies, after paying a duplicating fee, by visiting the SEC's Public Reference Room in Washington, DC (for information, call 1-202-551-8090) or by E-mail request to publicinfo@sec.gov, or by writing to the SEC's Public Reference Section, Washington, DC 20549-0102.



Dreyfus Connecticut Municipal Money Market Fund, Inc.

PROSPECTUS April 1, 2009



This prospectus is to be used only by asset management account clients of Robert W. Baird & Co.

As with all mutual funds, the Securities and Exchange Commission has not approved or disapproved these securities or passed upon the adequacy of this prospectus. Any representation to the contrary is a criminal offense.



BNY MELLON
ASSET MANAGEMENT

 **Dreyfus**

Contents

The Fund

Goal/Approach	1
Main Risks	2
Past Performance	3
Expenses	4
Management	5
Financial Highlights	7

Your Investment

Shareholder Guide	8
Distributions and Taxes	11

For More Information

See back cover.



GOAL/APPROACH

The fund seeks to provide a high level of current income exempt from federal and Connecticut State income taxes to the extent consistent with the preservation of capital and the maintenance of liquidity. As a money market fund, the fund is subject to maturity, quality and diversification requirements designed to help it maintain a stable share price of \$1.00.

To pursue its goal, the fund normally invests substantially all of its assets in short-term, high quality municipal obligations that provide income exempt from federal and Connecticut State income taxes.

The fund also may invest in high quality short-term structured notes, which are derivative instruments whose value is tied to underlying municipal obligations.

Generally, the fund is required to invest its assets in the securities of issuers with the highest or second-highest credit rating or the unrated equivalent as determined by Dreyfus. Additionally, the fund is required to maintain an average dollar weighted portfolio maturity of 90 days or less and buy individual securities that have remaining maturities of 13 months or less.

Although the fund seeks to provide income exempt from federal and Connecticut state income taxes, the fund temporarily may invest in high quality, taxable money market instruments and/or municipal obligations that pay income exempt only from federal income tax, including when the portfolio manager believes acceptable Connecticut municipal obligations are not available for investment. In addition, interest from some of its holdings may be subject to the federal alternative minimum tax.



MAIN RISKS

The fund's yield will fluctuate as the short-term securities in its portfolio mature and the proceeds are reinvested in securities with different interest rates.

An investment in the fund is not insured or guaranteed by the Federal Deposit Insurance Corporation (FDIC) or any other government agency. Although the fund seeks to preserve the value of your investment at \$1.00 per share, it is possible to lose money by investing in the fund.

While the fund has maintained a constant share price since inception, and will continue to try to do so, the following factors could reduce the fund's income level and/or share price:

- interest rates could rise sharply, causing the value of the fund's investments and its share price to drop
- interest rates could drop, thereby reducing the fund's yield
- any of the fund's holdings could have its credit rating downgraded or could default
- Connecticut's economy and the revenues underlying its municipal obligations may decline.
- The fund's portfolio securities may be more sensitive to risks that are specific to investing primarily in a single state.

Derivative securities, such as structured notes, can be volatile, and the possibility of default by the financial institution or counterparty may be greater for these securities than for other types of money market instruments. Structured notes typically are purchased in privately negotiated transactions from financial institutions and, thus, an active trading market for such instruments may not exist.

To be tax-exempt, municipal obligations generally must meet certain regulatory requirements. Although the fund will invest in municipal obligations that pay interest that is exempt, in the opinion of counsel to the issuer (or on the basis of other authority believed by Dreyfus to be reliable), from federal Connecticut state income taxes, if any such municipal obligations fail to meet these regulatory requirements, the interest received by the fund from its investment in such obligations and distributed to fund shareholders will be taxable.

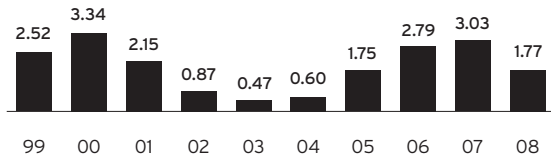
The fund is non-diversified, which means that a relatively high percentage of the fund's assets may be invested in a limited number of issuers. Therefore, its performance may be more vulnerable to changes in the market value of a single issuer and more susceptible to risks associated with a single economic, political or regulatory occurrence than a diversified fund.



PAST PERFORMANCE

The bar chart and table shown below illustrate the risks of investing in the fund. The bar chart shows the changes in the fund's performance from year to year. The table shows the fund's average annual total returns over time. All returns assume reinvestment of dividends and distributions. Of course, past performance is no guarantee of future results.

Year-by-year total returns *as of 12/31 each year (%)*



Best Quarter: Q3 '00 +0.87%

Worst Quarter: Q3 '03 +0.08%

Average annual total returns *as of 12/31/08*

1 Year	5 Years	10 Years
1.77%	1.98%	1.93%

For the fund's current yield, please call toll-free **1-800-645-6561**.



EXPENSES

As an investor, you pay certain fees and expenses in connection with the fund, which are described in the table below.

Fee table

Annual fund operating expenses *(paid each year as a % of the value of your investment)*

Management fees	0.50%
Shareholder services fee	0.03%
Other expenses	0.11%
Total	0.64%

Expense example

The Example below is intended to help you compare the cost of investing in the fund with the cost of investing in other mutual funds. The Example assumes that you invest \$10,000 in the fund for the time periods indicated. The Example also assumes that your investment has a 5% return each year and that the fund's operating expenses remain the same. Although your actual costs may be higher or lower, based on these assumptions your costs would be:

1 Year	3 Years	5 Years	10 Years
\$65	\$205	\$357	\$798



MANAGEMENT

Investment adviser

The investment adviser for the fund is The Dreyfus Corporation (Dreyfus), 200 Park Avenue, New York, New York 10166. Founded in 1947, Dreyfus manages approximately \$346 billion in approximately 195 mutual fund portfolios. For the past fiscal year, the fund paid Dreyfus a management fee at the annual rate of 0.50% of the fund's average daily net assets. A discussion regarding the basis for the Board's approving the fund's management agreement with Dreyfus is available in the fund's annual report for the fiscal year ended November 30, 2008. Dreyfus is the primary mutual fund business of The Bank of New York Mellon Corporation (BNY Mellon), a global financial services company focused on helping clients move and manage their financial assets, operating in 34 countries and serving more than 100 markets. BNY Mellon is a leading provider of financial services for institutions, corporations and high-net-worth individuals, providing asset and wealth management, asset servicing, issuer services, and treasury services through a worldwide client-focused team. BNY Mellon has more than \$23 trillion in assets under custody and administration and \$1.1 trillion in assets under management, and it services more than \$13 trillion in outstanding debt. Additional information is available at www.bnymellon.com.

The Dreyfus asset management philosophy is based on the belief that discipline and consistency are important to investment success. For each fund, Dreyfus seeks to establish clear guidelines for portfolio management and to be systematic in making decisions. This approach is designed to provide each fund with a distinct, stable identity.

Distributor

MBSC Securities Corporation (MBSC), a wholly owned subsidiary of Dreyfus, serves as distributor of the fund and for the other funds in the Dreyfus Family of Funds. Rule 12b-1 fees and shareholder services fees are paid to MBSC for financing the sale and distribution of fund shares and for providing shareholder account service and maintenance, respectively. Dreyfus or MBSC may provide cash payments out of its own resources to financial intermediaries that sell shares of funds in the Dreyfus Family of Funds or provide other services. Such payments are separate from any sales charges, 12b-1 fees and/or shareholder services fees or other expenses paid by a fund to those intermediaries. Because those payments are not made by fund shareholders or the fund, the fund's total expense ratio will not be affected by any such payments. These payments may be made to intermediaries, including affiliates, that provide shareholder servicing, sub-administration, recordkeeping and/or sub-transfer agency services, marketing support and/or access to sales meetings, sales representatives and management representatives of the financial intermediary. Cash compensation also may be paid from Dreyfus' or MBSC's own resources to intermediaries for inclusion of a fund on a sales list, including a preferred or select sales list or in other sales programs. These payments sometimes are referred to as "revenue sharing." From time to time, Dreyfus or MBSC also may provide cash or non-cash compensation to financial intermediaries or their representatives in the form of occasional gifts; occasional meals, tickets or other entertainment; support for due diligence trips; educational conference sponsorship; support for recognition programs; and other forms of cash or non-cash compensation permissible under broker-dealer regulations. In some cases, these payments or compensation may create an

incentive for a financial intermediary or its employees to recommend or sell shares of the fund to you. Please contact your Baird Financial Advisor for details about any payments they or their firm may receive in connection with the sale of fund shares or the provision of services to the fund.

Code of ethics

The fund, Dreyfus and MBSC have each adopted a code of ethics that permits its personnel, subject to such code, to invest in securities, including securities that may be purchased or held by the fund. Each code of ethics restricts the personal securities transactions of its employees, and requires portfolio managers and other investment personnel to comply with the code's preclearance and disclosure procedures. The primary purpose of the code is to ensure that personal trading by employees does not disadvantage any Dreyfus-managed fund.



FINANCIAL HIGHLIGHTS

This table describes the fund's performance for the fiscal periods indicated. "Total Return" shows how much your investment in the fund would have increased (or decreased) during each period, assuming you had reinvested all dividends and distributions.

These financial highlights have been audited by Ernst & Young LLP, an independent registered public accounting firm, whose report, along with the fund's financial statements, is included in the annual report, which is available upon request.

	Year Ended November 30,		Two Months Ended	Year Ended		
	2008	2007	November 30,	2005	2004	
			2006	2005 ^a		
Per-Share Data (\$):						
Net asset value, beginning of period	1.00	1.00	1.00	1.00	1.00	1.00
Investment operations: Investment income – net	.019	.030	.027	.003	.014	.005
Distributions: Dividends from investment income – net	(.019)	(.030)	(.027)	(.003)	(.014)	(.005)
Net asset value, end of period	1.00	1.00	1.00	1.00	1.00	1.00
Total Return (%)	1.96	3.05	2.73	2.09 ^b	1.44	.47
Ratios/Supplemental Data (%):						
Ratio of total expenses to average net assets	.64	.66	.68	.72 ^b	.67	.64
Ratio of net expenses to average net assets	.63	.64	.65	.65 ^b	.65	.63
Ratio of net investment income to average net assets	1.90	3.01	2.70	2.09 ^b	1.44	.47
Net assets, end of period (\$ x 1,000)	204,523	185,726	137,772	149,417	156,172	146,056

^a The fund changed its fiscal year end from September 30 to November 30.

^b Annualized.

Your Investment



SHAREHOLDER GUIDE

Valuing shares

You pay no sales charges to invest in this fund. Your price for fund shares is the fund's net asset value per share (NAV), which is generally calculated as of 12:00 noon Eastern time on days the New York Stock Exchange is open for regular business. Your order will be priced at the next NAV calculated after your order is received in proper form by the fund's transfer agent or other authorized entity. The fund's portfolio securities are valued at amortized cost, which does not take into account unrealized gains or losses. As a result, portfolio securities are valued at their acquisition cost, adjusted over time based on the discounts or premiums reflected in their purchase price. Amortized cost valuation does not take into account unrealized gains or losses. The fund uses the amortized cost method of valuation pursuant to Rule 2a-7 under the Investment Company Act of 1940 in order to be able to price its shares at \$1.00 per share. In accordance with Rule 2a-7, the fund is subject to certain maturity, quality and diversification requirements to help it maintain the \$1.00 per share price. Because the fund seeks tax exempt income, it is not recommended for purchase in IRAs or other qualified retirement plans.

When calculating its NAV, the fund compares the NAV using amortized cost to its NAV using available market quotations or market equivalents, which generally are provided by an independent pricing service approved by the fund's board. The pricing service's procedures are reviewed under the general supervision of the board.

Minimum investments

	Initial	Additional
Regular accounts	\$2,500	\$100
Dreyfus automatic investment plans	\$100	\$100

All investments must be in U.S. dollars. Third-party checks, cash, travelers' checks or money orders cannot be accepted. You may be charged a fee for any check that does not clear. Maximum Dreyfus TeleTransfer purchase is \$150,000 per day.

How to Sell Shares

You may sell (redeem) shares at any time. Your shares will be sold at the next NAV calculated after your order is received in proper form by the fund's transfer agent or other authorized entity. Any certificates representing fund shares being sold must be returned with your redemption request. Your order will be processed promptly and you will generally receive the proceeds within a week.

Before selling or writing a check against shares recently purchased by check, Dreyfus TeleTransfer or Automatic Asset Builder, please note that the fund may delay selling the shares for up to eight business days following the purchase of those shares.

A signature guarantee is required for some written sell orders. These include:

- amounts of \$10,000 or more on accounts whose address has been changed within the last 30 days
- requests to send the proceeds to a different payee or address
- amounts of \$100,000 or more

A signature guarantee helps protect against fraud. You can obtain one from most banks or securities dealers, but not from a notary public. For joint accounts, each signature must be guaranteed. Please call to ensure that your signature guarantee will be processed correctly.

Limitations on selling shares by phone or online through www.dreyfus.com

Proceeds sent by	Minimum phone/online	Maximum phone/online
Check*	no minimum	\$250,000 per day
Wire	\$1,000	\$500,000 for joint accounts every 30 days/ \$20,000 per day
Dreyfus TeleTransfer	\$500	\$500,000 for joint accounts every 30 days/ \$20,000 per day

* Not available online on accounts whose address has been changed within the last 30 days.

General policies

Unless you decline teleservice privileges on your application, the fund's transfer agent is authorized to act on telephone or online instructions from any person representing himself or herself to be you and reasonably believed by the transfer agent to be genuine. You may be responsible for any fraudulent telephone or online order as long as the fund's transfer agent takes reasonable measures to confirm that instructions are genuine.

If you invest through a financial intermediary (rather than directly with the distributor), the policies and fees may be different than those described herein. Banks, brokers, 401(k) plans, financial advisers and financial supermarkets may charge transaction fees and may set different minimum investments or limitations on buying or selling shares. Please consult your financial representative or the Statement of Additional Information.

Money market funds generally are used by investors for short-term investments, often in place of bank checking or savings accounts or for cash management purposes. Investors value the ability to add and withdraw their funds quickly, without restriction. For this reason, although Dreyfus discourages excessive trading and other abusive trading practices, the fund has not adopted policies and procedures, or imposed redemption fees or other restrictions such as minimum holding periods, to deter frequent purchases and redemptions of fund shares. Dreyfus also believes that money market funds, such as the fund, are not targets of abusive trading practices, because money market funds seek to maintain a \$1.00 per share price and typically do not fluctuate in value based on market prices. However, frequent purchases and redemptions of the fund's shares could increase the fund's transaction costs, such as market spreads and custodial fees, and may interfere with the efficient management of the fund's portfolio, which could detract from the fund's performance. Accordingly, the fund reserves the right to refuse any purchase or exchange request. Funds in the Dreyfus Family of Funds that are not money market mutual funds have approved

policies and procedures that are intended to discourage and prevent abusive trading practices in those mutual funds, which may apply to exchanges from or into the fund. If you plan to exchange your fund shares for shares of another Dreyfus fund, please read the prospectus of that other Dreyfus fund for more information.

The fund also reserves the right to:

- refuse any purchase or exchange request
- change or discontinue its exchange privilege, or temporarily suspend the privilege during unusual market conditions
- change its minimum or maximum investment amounts
- delay sending out redemption proceeds for up to seven days (generally applies only during unusual market conditions or in cases of very large redemptions, or excessive trading)
- “redeem in kind,” or make payments in securities rather than cash, if the amount redeemed is large enough to affect fund operations (for example, if it exceeds 1% of the fund's assets)

The fund may also process purchase and sale orders and calculate its NAV on days that the fund's primary trading markets are open and the fund's management determines to do so.

Small account policies

To offset the relatively higher costs of servicing smaller accounts, the fund charges regular accounts with balances below \$2,000 an annual fee of \$12. The fee will be imposed during the fourth quarter of each calendar year.

The fee will be waived for: any investor whose aggregate Dreyfus mutual fund investments total at least \$25,000; accounts participating in automatic investment programs; and accounts opened through a financial institution.

If your account falls below \$500, the fund may ask you to increase your balance. If it is still below \$500 after 45 days, the fund may close your account and send you the proceeds.



DISTRIBUTIONS AND TAXES

The fund earns dividends, interest and other income from its investments, and distributes this income (less expenses) to shareholders as dividends. The fund also realizes capital gains from its investments, and distributes these gains (less any losses) to shareholders as capital gain distributions. The fund normally pays dividends once a month and capital gain distributions annually. Fund dividends and distributions will be reinvested in the fund unless you instruct the fund otherwise. There are no fees or sales charges on reinvestments.

The fund anticipates that virtually all dividends paid to you will be exempt from federal and Connecticut state personal income taxes. However, for federal tax purposes, certain distributions, such as distributions of short-term capital gains, are taxable to you as ordinary income, while long-term capital gains are taxable to you as capital gains.

For Connecticut state personal income tax purposes, distributions derived from interest on municipal securities of Connecticut issuers and from interest on qualifying securities issued by U.S. territories and possessions are generally exempt from tax. Distributions that are federally taxable as ordinary income or capital gains are generally subject to Connecticut state personal income tax.

The tax status of any distribution generally is the same regardless of how long you have been in the fund and whether you reinvest your distributions or take them in cash.

If you buy shares of a fund when the fund has realized but not yet distributed income or capital gains, you will be “buying a dividend” by paying the full price for the shares and then receiving a portion back in the form of a taxable distribution.

Your sale of shares, including exchanges into other funds, may result in a capital gain or loss for tax purposes. A capital gain or loss on your investment in the fund generally is the difference between the cost of your shares and the amount you receive when you sell them.

The tax status of your distributions will be detailed in your annual tax statement from the fund. Because everyone’s tax situation is unique, please consult your tax advisor before investing.

For More Information

Dreyfus Connecticut Municipal Money Market Fund, Inc.

SEC file number: 811-6014

More information on this fund is available free upon request, including the following:

Annual/Semiannual Report

Describes the fund's performance, lists portfolio holdings and contains a letter from the fund's manager discussing recent market conditions, economic trends and fund strategies that significantly affected the fund's performance during the last fiscal year. The fund's most recent annual and semiannual reports are available at www.dreyfus.com.

Statement of Additional Information (SAI)

Provides more details about the fund and its policies. A current SAI is available at www.dreyfus.com and is on file with the Securities and Exchange Commission (SEC). The SAI is incorporated by reference (is legally considered part of this prospectus).

Portfolio Holdings

Dreyfus funds generally disclose their complete schedule of portfolio holdings monthly with a 30-day lag at www.dreyfus.com under Mutual Fund Center — Dreyfus Mutual Funds — Mutual Fund Total Holdings. Complete holdings as of the end of the calendar quarter are disclosed 15 days after the end of such quarter. Dreyfus money market funds generally disclose their complete schedule of holdings daily. The schedule of holdings for a fund will remain on the website until the fund files its Form N-Q or Form N-CSR for the period that includes the dates of the posted holdings.

A complete description of the fund's policies and procedures with respect to the disclosure of the fund's portfolio securities is available in the fund's SAI.

To obtain information:

By telephone

Call your Baird Financial Advisor or 800-RW-BAIRD

By mail

Robert W. Baird & Co.
Attn: Client Services
777 East Wisconsin Avenue
Milwaukee, WI 53202

On the Internet Certain fund documents can be viewed online or downloaded from:

SEC <http://www.sec.gov>

Baird <http://www.bairdonline.com>

You can also obtain copies, after paying a duplicating fee, by visiting the SEC's Public Reference Room in Washington, DC (for information, call 1-202-551-8090) or by E-mail request to publicinfo@sec.gov, or by writing to the SEC's Public Reference Section, Washington, DC 20549-0102.



To contact Robert W. Baird & Co.

By telephone

Call your Baird Financial Advisor or 800-RW-BAIRD.

By mail

Robert W. Baird & Co.
Attn: Client Services
777 East Wisconsin Avenue
Milwaukee, WI 53202

On the Internet

www.rwbaird.com